


Luminaire Photograph



Light Output Ratio:	49.7%	
Luminaire Power:	11.23 W	
SHR Nominal:	0.50	Calculated using the TM5
SHR Maximum:	0.65	fine grid method.

C Range: 0 - 360DEG
C Interval: 30.0DEG
Test Speed: HIGH
Temperature: 25.3 °C
Operators: zoe
Test Date: 2024-1-2

γ Range: 0 - 180DEG
γ Interval: 1.0DEG
Test System: EVERFINE GO-SPEX500_V1 SYSTEM V2.00.461
Humidity: 65.0%
Test Distance: 3.160m [K=1.0000]
Remarks: LAMP: BXRV-DR-1830G-100Z-A-23 Ra: 90
LENS: PM-1103B 36R+DIFFUSER
DRIVER: PUP10A-1WMC-700 500mA
30minutes warm-up

LUMINOUS INTENSITY DISTRIBUTION DIAGRAM

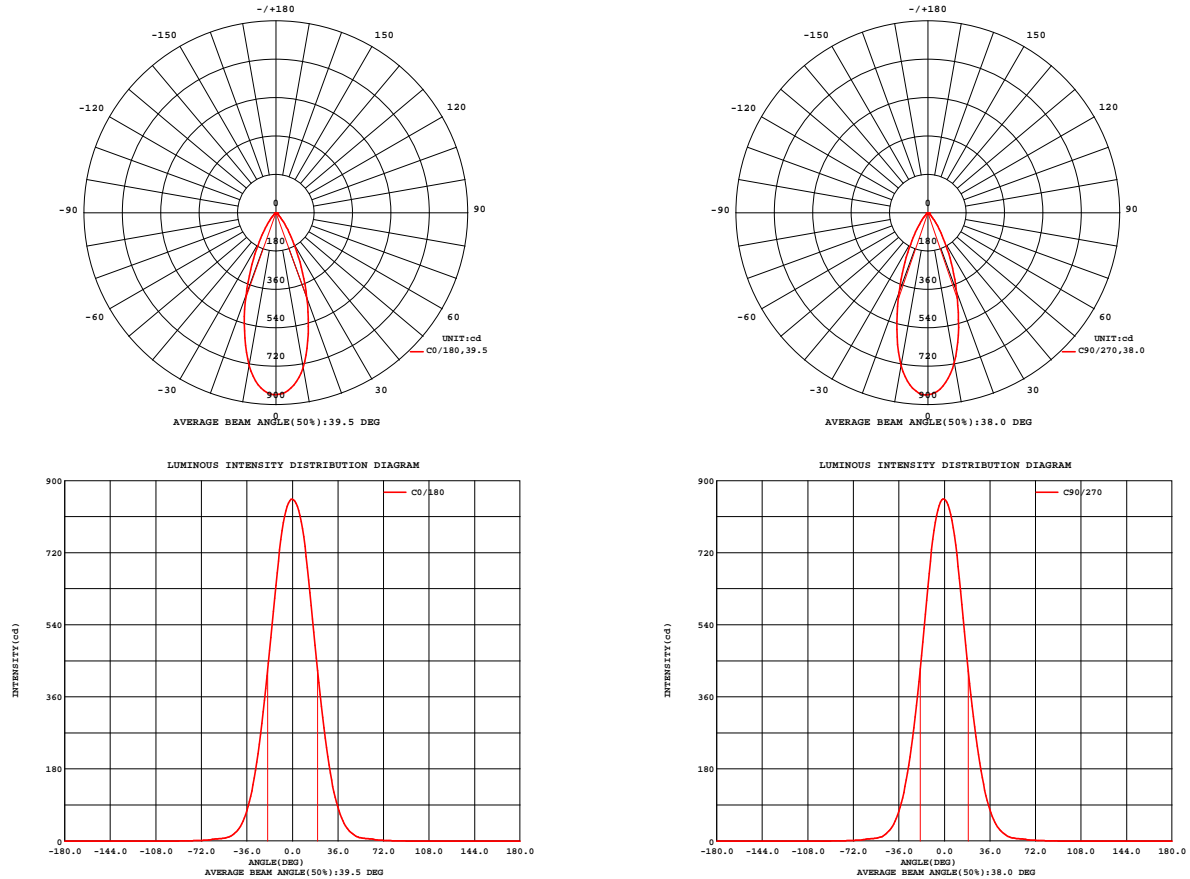


Fig. C0/C180

Fig. C90/C270

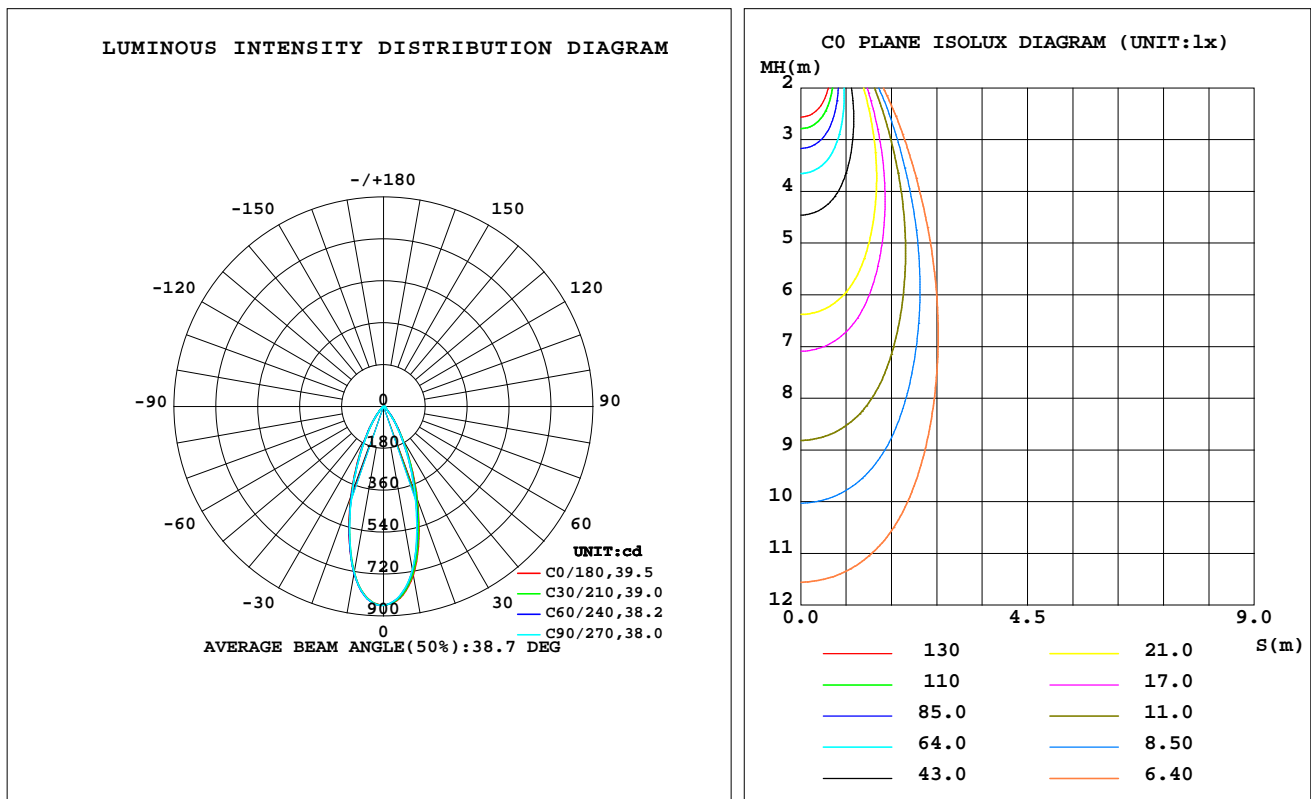
C Range: 0 - 360DEG
C Interval: 30.0DEG
Test Speed: HIGH
Temperature: 25.3 °C
Operators: zoe
Test Date: 2024-1-2

γ Range: 0 - 180DEG
 γ Interval: 1.0DEG
Test System: EVERFINE GO-SPEX500_V1 SYSTEM V2.00.461
Humidity: 65.0%
Test Distance: 3.160m [K=1.0000]
Remarks: LAMP: BXR-V-DR-1830G-100Z-A-23 Ra: 90
LENS: PM-1103B 36R+DIFFUSER
DRIVER: PUP10A-1WMC-700 500mA
30minutes warm-up

LUMINAIRE PHOTOMETRIC TEST REPORT

Test:U:120.21V I:0.0945A P:11.225W PF:0.9867 Freq:59.98Hz Lamp Flux:889.25x1 lm		
NAME: 2118.564-LEA-09B-DW	TYPE:	WEIGHT:
SPEC.: 3000K	DIM.:	SERIAL No.: 240102003
MFR.: RISE	SUR.: 0.001319585m2	Shielding Angle:

DATA OF LAMP		PHOTOMETRIC DATA Eff: 39.41 lm/W			
MODEL	Bridgelux	I _{max} (cd)	854.2	S/MH(C0/180)	0.63
NOMINAL POWER(W)	11	LOR(%)	49.7	S/MH(C90/270)	0.62
RATED VOLTAGE(V)	120	TOTAL FLUX(lm)	442.36	η UP,DN(C0-180)	0.0,25.1
NOMINAL FLUX(lm)	889.25	CIE CLASS	DIRECT	η UP,DN(C180-360)	0.0,24.6
LAMPS INSIDE	1	η up(%)	0.0	CIBSE SHR NOM	0.50
TEST VOLTAGE(V)	120	η down(%)	49.7	CIBSE SHR MAX	0.65



C Range: 0 - 360DEG
C Interval: 30.0DEG
Test Speed: HIGH
Temperature:25.3℃
Operators:zoe
Test Date:2024-1-2

γ Range: 0 - 180DEG
γ Interval: 1.0DEG
Test System:EVERFINE GO-SPEX500_V1 SYSTEM V2.00.461
Humidity:65.0%
Test Distance:3.160m [K=1.0000]
Remarks: LAMP:BXRV-DR-1830G-100Z-A-23 Ra:90
LENS:PM-1103B 36R+DIFFUSER
DRIVER:PUP10A-1WMC-700 500mA
30minutes warm-up

ZONAL FLUX DIAGRAM

ZONAL FLUX DIAGRAM:

γ	C0	C45	C90	C135	C180	C225	C270	C315	γ	Φ zone	Φ total	%lum,lamp
10	736.1	722.8	713.5	720.2	726.6	727.1	727.5	734.2	0- 10	75.49	75.49	17.1,8.49
20	425.4	408.2	394.0	407.6	412.0	403.3	397.4	414.0	10- 20	156.6	232.1	52.5,26.1
30	170.2	163.6	158.2	161.0	157.4	152.9	152.1	160.7	20- 30	122.6	354.7	80.2,39.9
40	50.36	49.34	46.89	46.21	42.38	41.70	42.26	45.28	30- 40	57.44	412.1	93.2,46.3
50	12.11	12.29	11.76	11.07	10.02	9.841	9.931	10.77	40- 50	18.72	430.9	97.4,48.5
60	5.759	5.729	5.583	5.443	5.227	5.164	5.231	5.497	50- 60	6.574	437.4	98.9,49.2
70	1.817	1.874	1.868	1.815	1.691	1.618	1.610	1.686	60- 70	3.363	440.8	99.6,49.6
80	0.7035	0.7332	0.7346	0.7049	0.6387	0.5969	0.5925	0.6287	70- 80	1.230	442.0	99.9,49.7
90	0	0	0	0	0	0	0	0	80- 90	0.3282	442.4	100,49.7
100	0	0	0	0	0	0	0	0	90-100	0	442.4	100,49.7
110	0	0	0	0	0	0	0	0	100-110	0	442.4	100,49.7
120	0	0	0	0	0	0	0	0	110-120	0	442.4	100,49.7
130	0	0	0	0	0	0	0	0	120-130	0	442.4	100,49.7
140	0	0	0	0	0	0	0	0	130-140	0	442.4	100,49.7
150	0	0	0	0	0	0	0	0	140-150	0	442.4	100,49.7
160	0	0	0	0	0	0	0	0	150-160	0	442.4	100,49.7
170	0	0	0	0	0	0	0	0	160-170	0	442.4	100,49.7
180	0	0	0	0	0	0	0	0	170-180	0	442.4	100,49.7
DEG	LUMINOUS INTENSITY:cd									UNIT:lm		

C Range: 0 - 360DEG
C Interval: 30.0DEG
Test Speed: HIGH
Temperature:25.3℃
Operators:zoe
Test Date:2024-1-2

γ Range: 0 - 180DEG
 γ Interval: 1.0DEG
Test System:EVERFINE GO-SPEX500_V1 SYSTEM V2.00.461
Humidity:65.0%
Test Distance:3.160m [K=1.0000]
Remarks: LAMP:BXRV-DR-1830G-100Z-A-23 Ra:90
LENS:PM-1103B 36R+DIFFUSER
DRIVER:PUP10A-1WMC-700 500mA
30minutes warm-up

LUMINANCE LIMITATION CURVES

Test:U:120.21V I:0.0945A P:11.225W PF:0.9867 Freq:59.98Hz
Lamp Flux:889.25x1 lm

NAME: 2118.564-LEA-09B-DW

TYPE:

WEIGHT:

SPEC.: 3000K

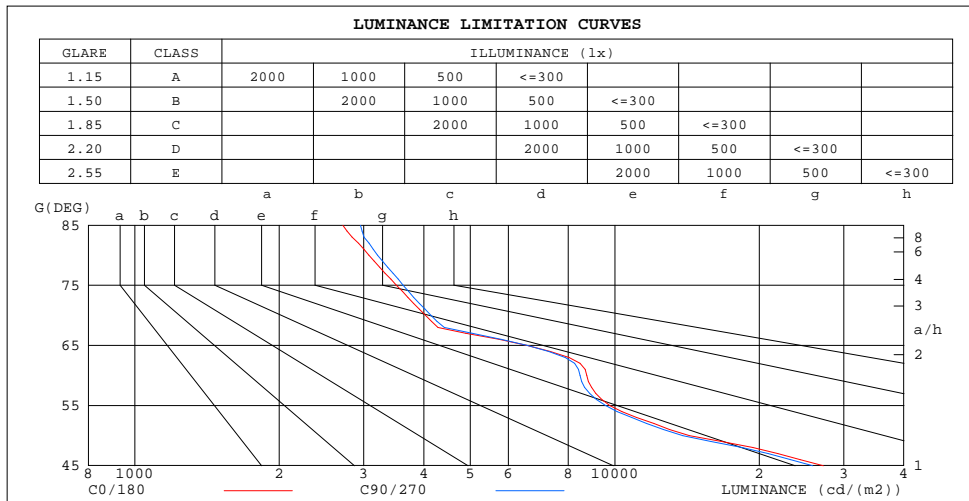
DIM.:

SERIAL No.: 240102003

MFR.: RISE

SUR.: 0.001319585m2

Shielding Angle:



LUMINANCE cd/(m2)		
G(180)	C0/180	C90/270
85	2714	2952
80	3075	3205
75	3505	3623
70	4033	4138
65	4660	4768
60	5393	5459
55	6241	6355
50	7212	7385
45	8318	8557

C Range: 0 - 360DEG
C Interval: 30.0DEG
Test Speed: HIGH
Temperature:25.3℃
Operators:zoe
Test Date:2024-1-2

γ Range: 0 - 180DEG
γ Interval: 1.0DEG
Test System:EVERFINE GO-SPEX500_V1 SYSTEM V2.00.461
Humidity:65.0%
Test Distance:3.160m [K=1.0000]
Remarks: LAMP:BXRV-DR-1830G-100Z-A-23 Ra:90
LENS:PM-1103B 36R+DIFFUSER
DRIVER:PUP10A-1WMC-700 500mA
30minutes warm-up

CU AND LUMINAIRE BUDGETARY ESTIMATE DIAGRAM

Test:U:120.21V I:0.0945A P:11.225W PF:0.9867 Freq:59.98Hz
Lamp Flux:889.25x1 lm

NAME: 2118.564-LEA-09B-DW

TYPE:

WEIGHT:

SPEC.: 3000K

DIM.:

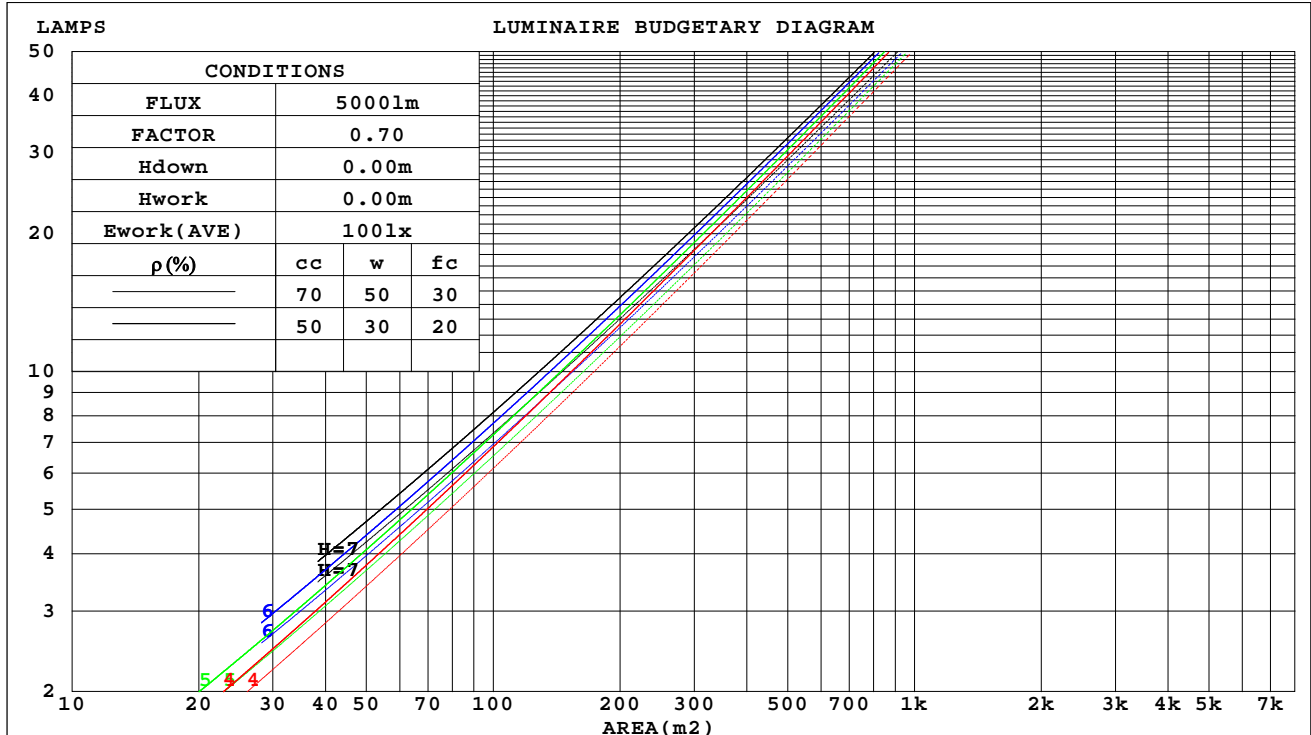
SERIAL No.: 240102003

MFR.: RISE

SUR.: 0.001319585m2

Shielding Angle:

ρ_{cc}	80%			70%			50%			30%			10%			0
ρ_w	50%	30%	10%	50%	30%	10%	50%	30%	10%	50%	30%	10%	50%	30%	10%	0
ρ_{fc}	20%			20%			20%			20%			20%			0
RCR	RCR:Room Cavity Ratio			Coefficients of Utilization(CU)												
0.0	.59	.59	.59	.58	.58	.58	.55	.55	.55	.53	.53	.53	.51	.51	.51	.50
1.0	.55	.54	.53	.54	.53	.52	.52	.51	.51	.50	.50	.49	.49	.48	.48	.47
2.0	.52	.50	.48	.51	.49	.48	.49	.48	.47	.48	.47	.46	.47	.46	.45	.44
3.0	.49	.46	.45	.48	.46	.44	.47	.45	.44	.46	.44	.43	.44	.43	.42	.41
4.0	.46	.43	.41	.45	.43	.41	.44	.42	.41	.43	.42	.40	.42	.41	.40	.39
5.0	.43	.41	.39	.43	.41	.39	.42	.40	.38	.41	.39	.38	.41	.39	.38	.37
6.0	.41	.38	.37	.41	.38	.36	.40	.38	.36	.39	.37	.36	.39	.37	.36	.35
7.0	.39	.36	.34	.39	.36	.34	.38	.36	.34	.38	.36	.34	.37	.35	.34	.33
8.0	.37	.35	.33	.37	.34	.33	.36	.34	.32	.36	.34	.32	.35	.34	.32	.32
9.0	.36	.33	.31	.35	.33	.31	.35	.33	.31	.34	.32	.31	.34	.32	.31	.30
10.0	.34	.31	.30	.34	.31	.30	.33	.31	.29	.33	.31	.29	.33	.31	.29	.29



C Range: 0 - 360DEG

C Interval: 30.0DEG

Test Speed: HIGH

Temperature:25.3℃

Operators:zoe

Test Date:2024-1-2

 γ Range: 0 - 180DEG

 γ Interval: 1.0DEG

Test System:EVERFINE GO-SPEX500_V1 SYSTEM V2.00.461

Humidity:65.0%

Test Distance:3.160m [K=1.0000]

Remarks: LAMP:BXRV-DR-1830G-100Z-A-23 Ra:90

LENS:PM-1103B 36R+DIFFUSER

DRIVER:PUP10A-1WMC-700 500mA

30minutes warm-up

WEC AND CCEC

Test:U:120.21V I:0.0945A P:11.225W PF:0.9867 Freq:59.98Hz Lamp Flux:889.25x1 lm		
NAME: 2118.564-LEA-09B-DW	TYPE:	WEIGHT:
SPEC.: 3000K	DIM.:	SERIAL No.: 240102003
MFR.: RISE	SUR.: 0.001319585m2	Shielding Angle:

pcc	80%			70%			50%			30%			10%			0
pw	50%	30%	10%	50%	30%	10%	50%	30%	10%	50%	30%	10%	50%	30%	10%	0
pfc	20%			20%			20%			20%			20%			0
RCR	RCR:Room Cavity Ratio						Wall Exitance Coefficients(WEC)									
0.0																
1.0	.084	.048	.015	.080	.046	.015	.074	.042	.014	.068	.039	.013	.063	.036	.012	
2.0	.079	.043	.013	.076	.042	.013	.071	.040	.012	.066	.037	.012	.062	.035	.011	
3.0	.075	.040	.012	.073	.039	.012	.068	.037	.011	.064	.035	.011	.060	.033	.010	
4.0	.071	.037	.011	.069	.036	.011	.065	.035	.010	.062	.033	.010	.058	.032	.010	
5.0	.067	.034	.010	.066	.034	.010	.062	.032	.010	.059	.031	.009	.056	.030	.009	
6.0	.064	.032	.009	.063	.032	.009	.060	.031	.009	.057	.030	.009	.055	.029	.009	
7.0	.061	.030	.009	.060	.030	.009	.057	.029	.008	.055	.028	.008	.053	.027	.008	
8.0	.058	.029	.008	.057	.028	.008	.055	.027	.008	.053	.027	.008	.051	.026	.008	
9.0	.056	.027	.008	.055	.027	.008	.053	.026	.007	.051	.026	.007	.049	.025	.007	
10.0	.054	.026	.007	.053	.025	.007	.051	.025	.007	.049	.024	.007	.048	.024	.007	

pcc	80%			70%			50%			30%			10%			0	
pw	50%	30%	10%	50%	30%	10%	50%	30%	10%	50%	30%	10%	50%	30%	10%	0	
pfc	20%			20%			20%			20%			20%			0	
RCR	RCR:Room Cavity Ratio						Ceiling Cavity Exitance Coefficients(CCEC)										
0.0	.095	.095	.095	.081	.081	.081	.055	.055	.055	.032	.032	.032	.010	.010	.010		
1.0	.085	.078	.072	.073	.067	.062	.050	.046	.043	.029	.027	.025	.009	.009	.008		
2.0	.077	.066	.057	.066	.057	.049	.045	.039	.034	.026	.023	.020	.008	.007	.007		
3.0	.070	.056	.045	.060	.049	.039	.041	.034	.028	.024	.020	.016	.008	.006	.005		
4.0	.065	.049	.037	.056	.042	.032	.038	.030	.023	.022	.017	.013	.007	.006	.004		
5.0	.060	.043	.030	.052	.037	.027	.036	.026	.019	.021	.015	.011	.007	.005	.004		
6.0	.057	.038	.026	.049	.033	.022	.034	.023	.016	.019	.014	.009	.006	.004	.003		
7.0	.053	.035	.022	.046	.030	.019	.032	.021	.013	.018	.012	.008	.006	.004	.003		
8.0	.050	.031	.019	.043	.027	.016	.030	.019	.012	.017	.011	.007	.006	.004	.002		
9.0	.048	.029	.016	.041	.025	.014	.028	.018	.010	.017	.010	.006	.005	.003	.002		
10.0	.045	.027	.014	.039	.023	.012	.027	.016	.009	.016	.010	.005	.005	.003	.002		

C Range: 0 - 360DEG
C Interval: 30.0DEG
Test Speed: HIGH
Temperature:25.3℃
Operators:zoe
Test Date:2024-1-2

γ Range: 0 - 180DEG
γ Interval: 1.0DEG
Test System:EVERFINE GO-SPEX500_V1 SYSTEM V2.00.461
Humidity:65.0%
Test Distance:3.160m [K=1.0000]
Remarks: LAMP:BXRV-DR-1830G-100Z-A-23 Ra:90
LENS:PM-1103B 36R+DIFFUSER
DRIVER:PUP10A-1WMC-700 500mA
30minutes warm-up

UGR(Unified Glare Rating) Table

Test:U:120.21V I:0.0945A P:11.225W PF:0.9867 Freq:59.98Hz Lamp Flux:889.25x1 lm										
NAME: 2118.564-LEA-09B-DW					TYPE:			WEIGHT:		
SPEC.: 3000K					DIM.:			SERIAL No.: 240102003		
MFR.: RISE					SUR.: 0.001319585m2			Shielding Angle:		
ceiling/cavity	0.7	0.7	0.5	0.5	0.3	0.7	0.7	0.5	0.5	0.3
walls	0.5	0.3	0.5	0.3	0.3	0.5	0.3	0.5	0.3	0.3
working plane	0.2	0.2	0.2	0.2	0.2	0.2	0.2	0.2	0.2	0.2
Room dimensions	Viewed crosswise					Viewed endwise				
x = 2H y = 2H	19.1	19.9	19.3	20.1	20.3	18.7	19.6	18.9	19.7	19.9
3H	19.0	19.8	19.3	20.0	20.2	18.7	19.5	18.9	19.7	19.9
4H	19.0	19.7	19.2	19.9	20.2	18.6	19.4	18.9	19.6	19.8
6H	18.9	19.6	19.2	19.9	20.1	18.6	19.3	18.9	19.5	19.8
8H	18.9	19.6	19.2	19.8	20.1	18.6	19.2	18.9	19.5	19.7
12H	18.9	19.5	19.2	19.8	20.1	18.5	19.2	18.8	19.4	19.7
4H 2H	18.9	19.7	19.2	19.9	20.1	18.6	19.3	18.9	19.6	19.8
3H	18.9	19.6	19.2	19.8	20.1	18.6	19.2	18.9	19.5	19.8
4H	18.9	19.5	19.2	19.8	20.1	18.6	19.2	18.9	19.4	19.8
6H	18.8	19.4	19.2	19.7	20.0	18.5	19.1	18.9	19.4	19.7
8H	18.8	19.3	19.2	19.7	20.0	18.5	19.0	18.9	19.3	19.7
12H	18.8	19.2	19.2	19.6	20.0	18.5	18.9	18.9	19.3	19.7
8H 4H	18.8	19.3	19.2	19.6	20.0	18.5	18.9	18.8	19.3	19.7
6H	18.8	19.2	19.2	19.5	20.0	18.4	18.8	18.9	19.2	19.7
8H	18.7	19.1	19.2	19.5	19.9	18.4	18.8	18.9	19.2	19.6
12H	18.7	19.0	19.2	19.5	19.9	18.4	18.7	18.9	19.2	19.6
12H 4H	18.7	19.2	19.1	19.5	19.9	18.4	18.9	18.8	19.2	19.6
6H	18.7	19.1	19.2	19.5	19.9	18.4	18.8	18.8	19.2	19.6
8H	18.7	19.0	19.2	19.4	19.9	18.4	18.7	18.9	19.1	19.6
Variations with the observer position at spacings(CIE Pub.117):										
S = 1.0H	+ 2.5 / - 4.6					+ 2.4 / - 4.3				
1.5H	+ 4.3 / - 4.1					+ 4.1 / - 3.8				
2.0H	+ 3.8 / - 1.8					+ 3.6 / - 1.6				

CIE Pub.117, 889.3 lm Total Lamp Luminous Flux Correct (8log(F/F0) = -0.4)
Area: 0.00131959 m2

C Range: 0 - 360DEG
C Interval: 30.0DEG
Test Speed: HIGH
Temperature:25.3℃
Operators:zoe
Test Date:2024-1-2

γ Range: 0 - 180DEG
γ Interval: 1.0DEG
Test System:EVERFINE GO-SPEX500_V1 SYSTEM V2.00.461
Humidity:65.0%
Test Distance:3.160m [K=1.0000]
Remarks: LAMP:BXRV-DR-1830G-100Z-A-23 Ra:90
LENS:PM-1103B 36R+DIFFUSER
DRIVER:PUP10A-1WMC-700 500mA
30minutes warm-up

UTILIZATION FACTORS TABLE

Test:U:120.21V I:0.0945A P:11.225W PF:0.9867 Freq:59.98Hz Lamp Flux:889.25x1 lm		
NAME: 2118.564-LEA-09B-DW	TYPE:	WEIGHT:
SPEC.: 3000K	DIM.:	SERIAL No.: 240102003
MFR.: RISE	SUR.: 0.001319585m2	Shielding Angle:

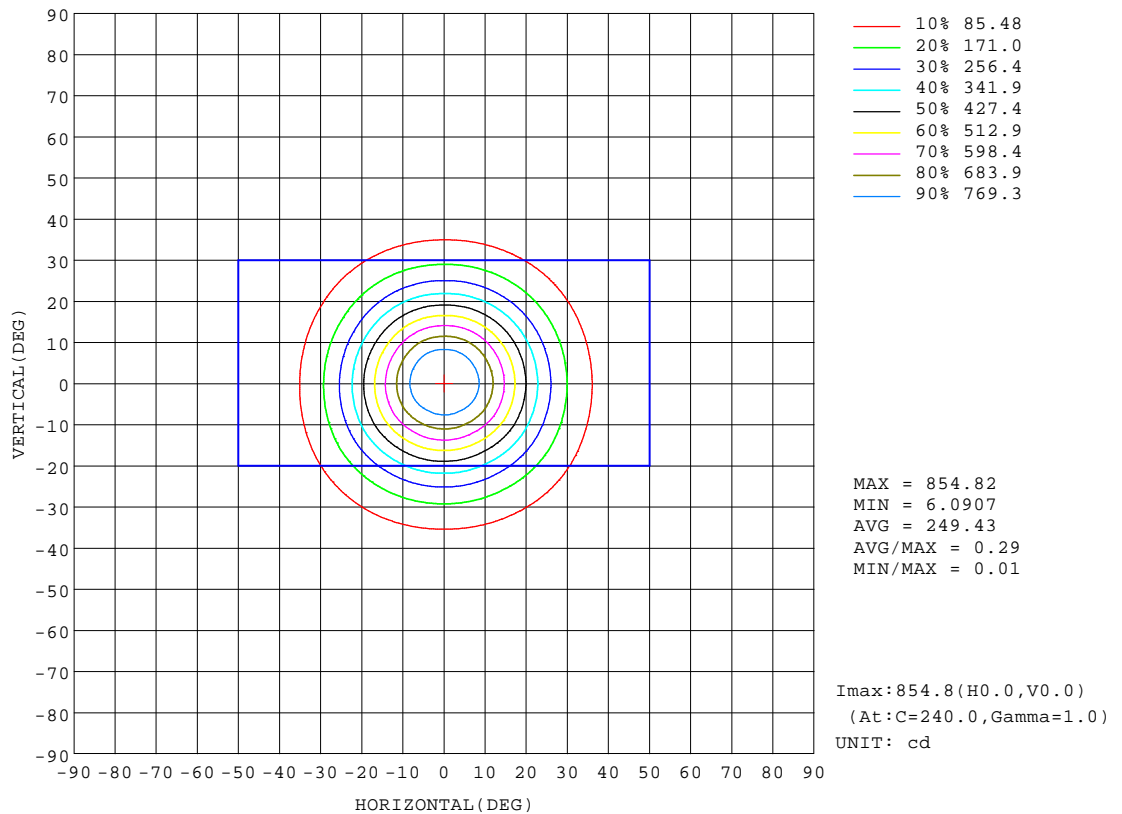
REFLECTANCE										
Ceiling	0.8	0.8	0.8	0.7	0.7	0.7	0.5	0.5	0.5	0
Walls	0.7	0.5	0.3	0.7	0.5	0.3	0.7	0.5	0.3	0
Working plane	0.2	0.2	0.2	0.2	0.2	0.2	0.2	0.2	0.2	0
ROOM INDEX	UTILIZATION FACTORS(PERCENT) $k(RI) \times RCR = 5$									
k = 0.60	43	40	38	43	40	38	43	40	38	36
0.80	47	44	42	47	44	42	46	44	42	40
1.00	49	47	45	49	46	45	48	46	44	42
1.25	51	49	47	51	48	47	50	48	46	44
1.50	53	50	49	52	50	48	51	49	48	46
2.00	54	52	50	53	51	50	52	50	49	47
2.50	55	53	51	54	52	51	52	51	50	47
3.00	56	54	53	55	53	52	53	52	51	48
4.00	57	55	54	56	54	53	54	53	52	49
5.00	57	56	55	56	55	54	54	53	53	49
ROOM INDEX	UF(total)									Direct
According to DIN EN 13032-2 2004			Suspended					SHRNOM = 1.25		

C Range: 0 - 360DEG
C Interval: 30.0DEG
Test Speed: HIGH
Temperature:25.3℃
Operators:zoe
Test Date:2024-1-2

γ Range: 0 - 180DEG
γ Interval: 1.0DEG
Test System:EVERFINE GO-SPEX500_V1 SYSTEM V2.00.461
Humidity:65.0%
Test Distance:3.160m [K=1.0000]
Remarks: LAMP:BXRV-DR-1830G-100Z-A-23 Ra:90
LENS:PM-1103B 36R+DIFFUSER
DRIVER:PUP10A-1WMC-700 500mA
30minutes warm-up

ISOCANDELA DIAGRAM

Test:U:120.21V I:0.0945A P:11.225W PF:0.9867 Freq:59.98Hz Lamp Flux:889.25x1 lm		
NAME: 2118.564-LEA-09B-DW	TYPE:	WEIGHT:
SPEC.: 3000K	DIM.:	SERIAL No.: 240102003
MFR.: RISE	SUR.: 0.001319585m2	Shielding Angle:

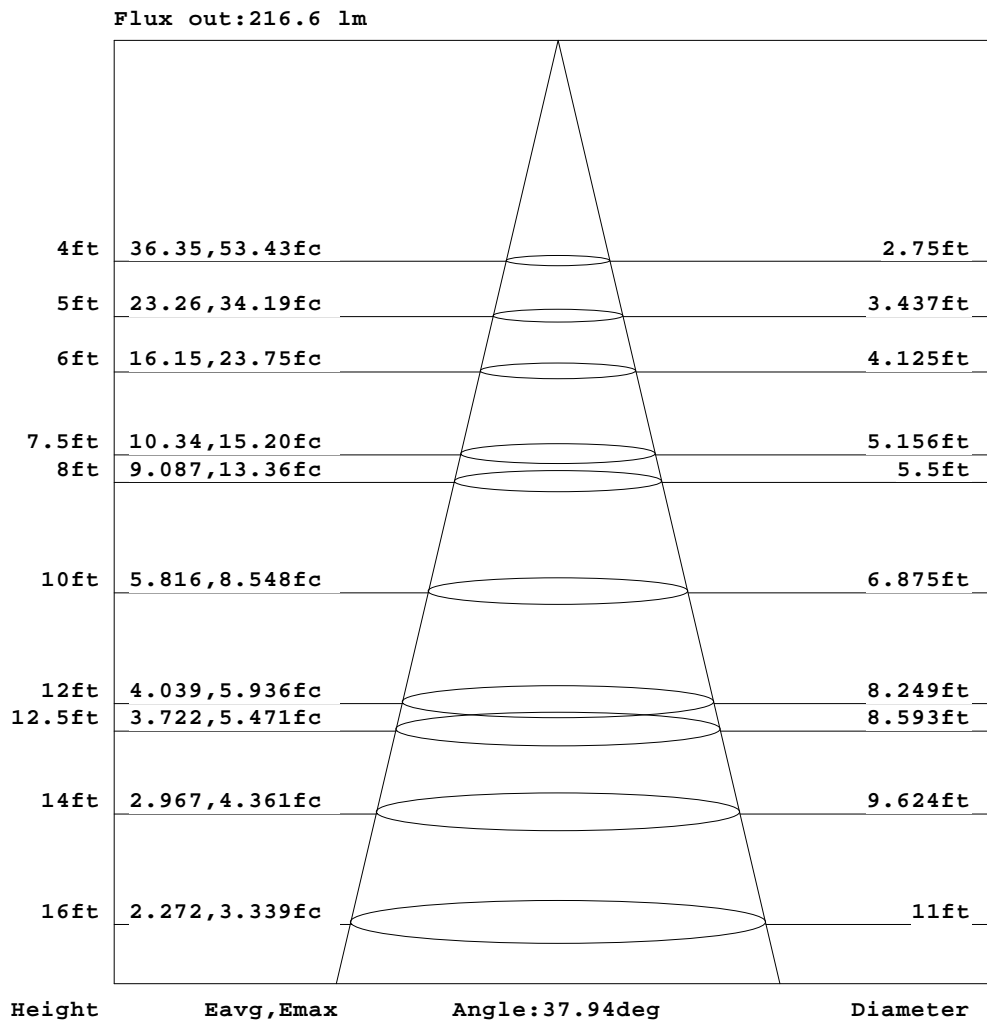


C Range: 0 - 360DEG
C Interval: 30.0DEG
Test Speed: HIGH
Temperature:25.3℃
Operators:zoe
Test Date:2024-1-2

γ Range: 0 - 180DEG
γ Interval: 1.0DEG
Test System:EVERFINE GO-SPEX500_V1 SYSTEM V2.00.461
Humidity:65.0%
Test Distance:3.160m [K=1.0000]
Remarks: LAMP:BXRV-DR-1830G-100Z-A-23 Ra:90
LENS:PM-1103B 36R+DIFFUSER
DRIVER:PUP10A-1WMC-700 500mA
30minutes warm-up

AAI Figure

Test:U:120.21V I:0.0945A P:11.225W PF:0.9867 Freq:59.98Hz Lamp Flux:889.25x1 lm		
NAME: 2118.564-LEA-09B-DW	TYPE:	WEIGHT:
SPEC.: 3000K	DIM.:	SERIAL No.: 240102003
MFR.: RISE	SUR.: 0.001319585m2	Shielding Angle:



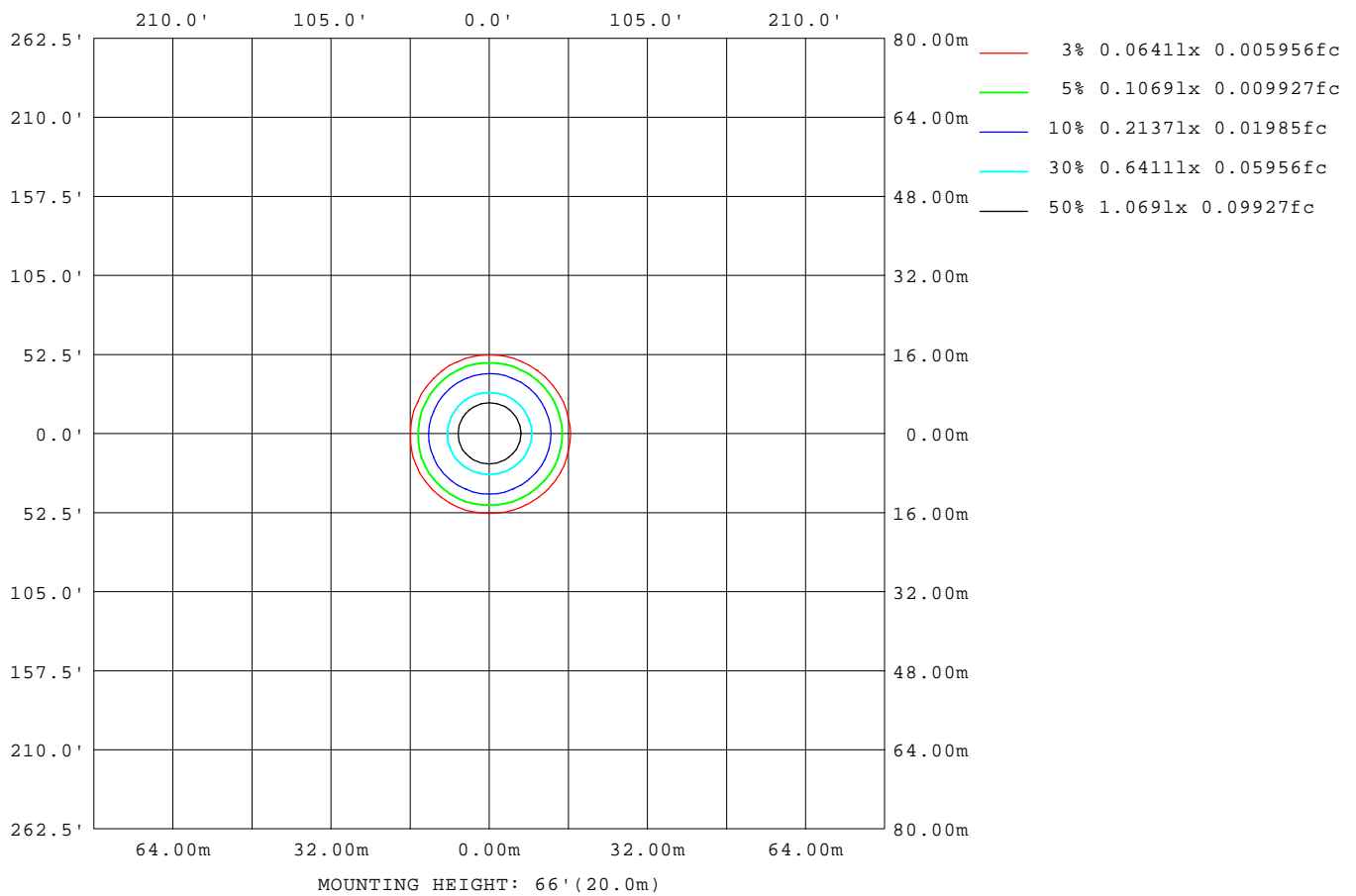
Note: The Curves indicate the illuminated area and the average illumination when the luminaire is at different distance.

C Range: 0 - 360DEG
C Interval: 30.0DEG
Test Speed: HIGH
Temperature: 25.3 °C
Operators: zoe
Test Date: 2024-1-2

γ Range: 0 - 180DEG
γ Interval: 1.0DEG
Test System: EVERFINE GO-SPEX500_V1 SYSTEM V2.00.461
Humidity: 65.0%
Test Distance: 3.160m [K=1.0000]
Remarks: LAMP: BXR-V-DR-1830G-100Z-A-23 Ra: 90
LENS: PM-1103B 36R+DIFFUSER
DRIVER: PUP10A-1WMC-700 500mA
30minutes warm-up

ISOLUX DIAGRAM

Test:U:120.21V I:0.0945A P:11.225W PF:0.9867 Freq:59.98Hz Lamp Flux:889.25x1 lm		
NAME: 2118.564-LEA-09B-DW	TYPE:	WEIGHT:
SPEC.: 3000K	DIM.:	SERIAL No.: 240102003
MFR.: RISE	SUR.: 0.001319585m2	Shielding Angle:



C Range: 0 - 360DEG
C Interval: 30.0DEG
Test Speed: HIGH
Temperature:25.3℃
Operators:zoe
Test Date:2024-1-2

γ Range: 0 - 180DEG
γ Interval: 1.0DEG
Test System:EVERFINE GO-SPEX500_V1 SYSTEM V2.00.461
Humidity:65.0%
Test Distance:3.160m [K=1.0000]
Remarks: LAMP:BXRV-DR-1830G-100Z-A-23 Ra:90
LENS:PM-1103B 36R+DIFFUSER
DRIVER:PUP10A-1WMC-700 500mA
30minutes warm-up

LED Avg.L Report

Test:U:120.21V I:0.0945A P:11.225W PF:0.9867 Freq:59.98Hz Lamp Flux:889.25x1 lm		
NAME: 2118.564-LEA-09B-DW	TYPE:	WEIGHT:
SPEC.: 3000K	DIM.:	SERIAL No.: 240102003
MFR.: RISE	SUR.: 0.001319585m2	Shielding Angle:

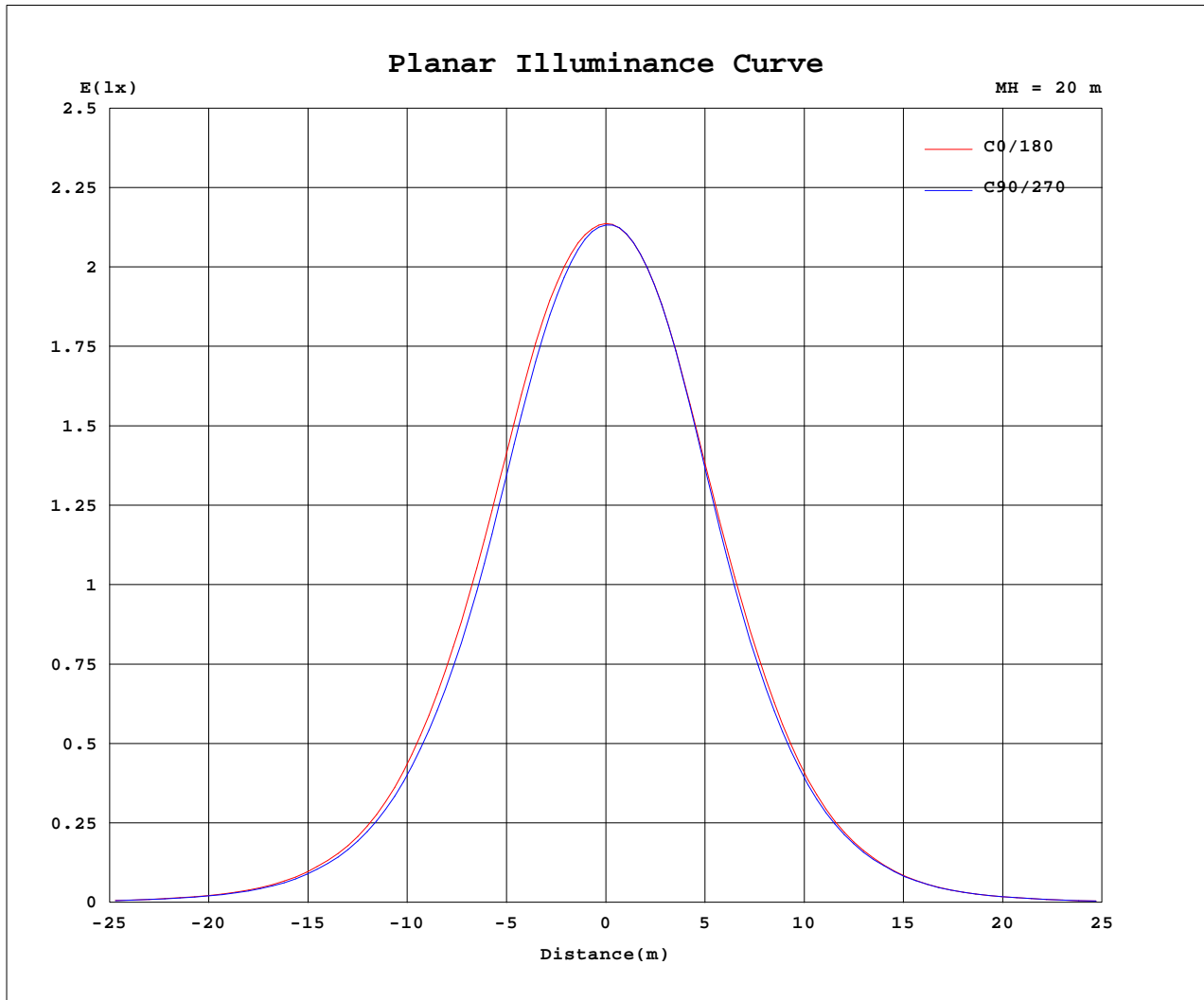
AvgL	cd/m2
L_0~180(65)av	5959
L_0~180(75)av	3373
L_0~180(85)av	2520
L_90~270(65)av	5834
L_90~270(75)av	3342
L_90~270(85)av	2503
L_45(65)av	5901
L_45(75)av	3355
L_45(85)av	2482

Standard: GB/T 29293-2012

C Range: 0 - 360DEG
C Interval: 30.0DEG
Test Speed: HIGH
Temperature:25.3℃
Operators:zoe
Test Date:2024-1-2

γ Range: 0 - 180DEG
γ Interval: 1.0DEG
Test System:EVERFINE GO-SPEX500_V1 SYSTEM V2.00.461
Humidity:65.0%
Test Distance:3.160m [K=1.0000]
Remarks: LAMP:BXRV-DR-1830G-100Z-A-23 Ra:90
LENS:PM-1103B 36R+DIFFUSER
DRIVER:PUP10A-1WMC-700 500mA
30minutes warm-up

Planar Illuminance Curve



C Range: 0 - 360DEG
 C Interval: 30.0DEG
 Test Speed: HIGH
 Temperature: 25.3 °C
 Operators: zoe
 Test Date: 2024-1-2

γ Range: 0 - 180DEG
 γ Interval: 1.0DEG
 Test System: EVERFINE GO-SPEX500_V1 SYSTEM V2.00.461
 Humidity: 65.0%
 Test Distance: 3.160m [K=1.0000]
 Remarks: LAMP: BXRV-DR-1830G-100Z-A-23 Ra: 90
 LENS: PM-1103B 36R+DIFFUSER
 DRIVER: PUP10A-1WMC-700 500mA
 30minutes warm-up



LUMINOUS DISTRIBUTION INTENSITY DATA

Test:U:120.21V I:0.0945A P:11.225W PF:0.9867 Freq:59.98Hz Lamp Flux:889.25x1 lm		
NAME: 2118.564-LEA-09B-DW	TYPE:	WEIGHT:
SPEC.: 3000K	DIM.:	SERIAL No.: 240102003
MFR.: RISE	SUR.: 0.001319585m2	Shielding Angle:

Table--1

UNIT: cd

C(DEG) γ (DEG)	0	30	60	90	120	150	180	210	240	270	300	330						
0	853	853	853	853	853	853	853	853	853	853	853	853						
5	825	822	817	816	817	822	825	825	828	826	828	826						
10	736	729	716	713	715	725	727	725	729	727	733	735						
15	588	580	561	557	561	574	573	568	569	566	577	583						
20	425	418	398	394	401	414	412	405	402	397	409	419						
25	282	277	262	260	264	272	267	260	259	257	264	275						
30	170	168	159	158	159	163	157	152	153	152	157	164						
35	96.8	96.3	91.3	89.8	92.0	91.3	86.5	83.9	84.6	84.7	87.2	92.4						
40	50.4	50.8	47.9	46.9	46.7	45.7	42.4	41.1	42.3	42.3	43.8	46.8						
45	25.3	26.0	24.8	24.1	23.7	22.8	20.9	20.3	20.9	21.1	21.8	23.3						
50	12.1	12.5	12.1	11.8	11.3	10.8	10.0	9.84	9.84	9.93	10.4	11.1						
55	7.38	7.53	7.38	7.24	7.06	6.84	6.56	6.46	6.48	6.54	6.76	7.05						
60	5.76	5.78	5.68	5.58	5.49	5.40	5.23	5.15	5.17	5.23	5.40	5.59						
65	3.65	3.82	3.74	3.66	3.51	3.33	2.99	2.79	2.81	2.84	3.03	3.30						
70	1.82	1.87	1.87	1.87	1.84	1.79	1.69	1.63	1.61	1.61	1.65	1.72						
75	1.20	1.24	1.24	1.24	1.22	1.18	1.11	1.05	1.04	1.04	1.07	1.12						
80	0.70	0.73	0.73	0.73	0.72	0.69	0.64	0.60	0.59	0.59	0.61	0.64						
85	0.31	0.33	0.33	0.34	0.32	0.31	0.27	0.24	0.23	0.24	0.25	0.27						
90	0.00	0.00	0.00	0.00	0.00	0.00	0.00	0.00	0.00	0.00	0.00	0.00						
95	0.00	0.00	0.00	0.00	0.00	0.00	0.00	0.00	0.00	0.00	0.00	0.00						
100	0.00	0.00	0.00	0.00	0.00	0.00	0.00	0.00	0.00	0.00	0.00	0.00						
105	0.00	0.00	0.00	0.00	0.00	0.00	0.00	0.00	0.00	0.00	0.00	0.00						
110	0.00	0.00	0.00	0.00	0.00	0.00	0.00	0.00	0.00	0.00	0.00	0.00						
115	0.00	0.00	0.00	0.00	0.00	0.00	0.00	0.00	0.00	0.00	0.00	0.00						
120	0.00	0.00	0.00	0.00	0.00	0.00	0.00	0.00	0.00	0.00	0.00	0.00						
125	0.00	0.00	0.00	0.00	0.00	0.00	0.00	0.00	0.00	0.00	0.00	0.00						
130	0.00	0.00	0.00	0.00	0.00	0.00	0.00	0.00	0.00	0.00	0.00	0.00						
135	0.00	0.00	0.00	0.00	0.00	0.00	0.00	0.00	0.00	0.00	0.00	0.00						
140	0.00	0.00	0.00	0.00	0.00	0.00	0.00	0.00	0.00	0.00	0.00	0.00						
145	0.00	0.00	0.00	0.00	0.00	0.00	0.00	0.00	0.00	0.00	0.00	0.00						
150	0.00	0.00	0.00	0.00	0.00	0.00	0.00	0.00	0.00	0.00	0.00	0.00						
155	0.00	0.00	0.00	0.00	0.00	0.00	0.00	0.00	0.00	0.00	0.00	0.00						
160	0.00	0.00	0.00	0.00	0.00	0.00	0.00	0.00	0.00	0.00	0.00	0.00						
165	0.00	0.00	0.00	0.00	0.00	0.00	0.00	0.00	0.00	0.00	0.00	0.00						
170	0.00	0.00	0.00	0.00	0.00	0.00	0.00	0.00	0.00	0.00	0.00	0.00						
175	0.00	0.00	0.00	0.00	0.00	0.00	0.00	0.00	0.00	0.00	0.00	0.00						
180	0.00	0.00	0.00	0.00	0.00	0.00	0.00	0.00	0.00	0.00	0.00	0.00						

C Range: 0 - 360DEG
C Interval: 30.0DEG
Test Speed: HIGH
Temperature:25.3℃
Operators:zoe
Test Date:2024-1-2

γ Range: 0 - 180DEG
γ Interval: 1.0DEG
Test System:EVERFINE GO-SPEX500_V1 SYSTEM V2.00.461
Humidity:65.0%
Test Distance:3.160m [K=1.0000]
Remarks: LAMP:BXRV-DR-1830G-100Z-A-23 Ra:90
LENS:PM-1103B 36R+DIFFUSER
DRIVER:PUP10A-1WMC-700 500mA
30minutes warm-up